



Contact Rating

- Nominal Load(Resistive Load Cos $\phi = 1$)
Contact Capacity
BPM3-L/LM.....16A at 240VAC
- Max. Allowable Current
BPM3-L/ LM.....16A
- Max. Allowable Voltage
BPM3-L /LM.....AC240V
- Max. Allowable Power Force
BPM3-L/ LM.....3,840VA
- Contact Material..... Ag Alloy
- Contact Form..... SPDT & SPST

Performance (at Initial Value)

- Contact Resistance..... $\leq 50m\Omega$ at 6VDC/1A
- Operate Time.....10ms. Max
- Release Time..... 5ms. Max
- Dielectric Strength:
Between Coil & Contact.....5,000VAC at 50/60 Hz
for one minute
Between Contacts.....1,000VAC at 50/60 Hz
for one minute
- Surge Resistance.....10,000V (between Coil
& Contact 1.2x50 μs)

Main Feature

1. Small size (29.3x12.8x20.4 in mm) produces a switching capacity up to 16A for high density P.C.Board mounting technique.
2. The contact form construction is 1a/1b/1c
3. The Surge Resistance of BPM3 series is 10,000V
4. Sealing Construction (Free from dust and solder flux):
BPM3-SS: Flow Solder Type.
5. The selection of plastic insulation material is designed for high temperature and provides better chemical solution performance.

Application

Air Conditioning, Fridge, Washing Machine, etc Household Appliances

- Insulation Resistance.....100 Mega Ω Min. at 500VDC
- Max. On/Off Switching:
Electrical.....30 Ops per minute
Mechanical.....300 Ops per minute
- Temperature Range..... - 30~70°C
- Humidity Range.....45~85% RH
- Coil Temperature Rise..... 35°C Maximum
- Vibration:
Endurance.....10 to 55 Hz dual
amplitude width 1.5mm
Error Operation.....10 to 55 Hz dual
amplitude width 1.5mm
- Shock:
Endurance..... 981m/s² Min
Error Operation..... 98.1m/s² Min
- Life Expectancy:
Electrical.....10⁵ Operations at
Rated Resistive
load
Mechanical.....10⁷ Operations at
No load condition
- Weight.....about 13g

Safety Standard & Its File Number

- UL.....E332719
- TUV.....R50170592
- CQC.....申请中

Coil Specification (at 20 °C)

Coil Sensitivity	Nominal Voltage (VDC)	Nominal Current (mA)	Coil Resistance ($\Omega \pm 8\%$)	Power Consumption (W)	Pull-In Voltage (VDC)	Drop-Out Voltage (VDC)	Maximum Allowable Voltage (VDC)
BPM3-L BPM3-LM	3	176.5	17	Abt. 0.4	75% Maximum	10% Minimum	130%
	5	108.7	46				
	6	89.6	67				
	9	60	150				
	12	44.4	270				
	24	21.8	1100				
	48	11.2	4270				


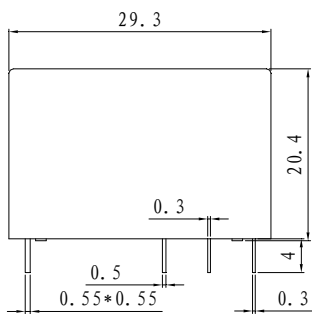
Ordering Information

BPM3 - SS - 1 12 L M		
	Contact Form:	Nil: One form C M: Oneo form A B: One form B
	Coil Type:	L: Standard DC Coil
	Coil Voltage:	05: 5V, 06: 6V, 09: 9V, 12: 12V, 24: 24V, 48: 48V,
	Number of Pole:	1: One Pole
	Type of Sealing:	SS: How Solder Type
	Type:	BPM3


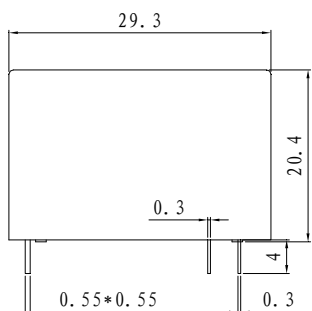
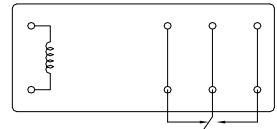
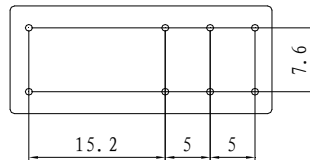
Classification

Model	BPM3	
Coil Sensitivity	Standard DC Coil	
	1C	1A
Flow Solder Type	BPM3 -SS-1□□L	BPM3 -SS-1□□LM

Dimension



BPM3-SS-L



BPM3-SS-LM

