



Contact Rating

- Nominal Load(Resistive Load Cos $\phi = 1$)
Contact Capacity
BJH-D/L.....5A/3A at 250VAC
BJH-DM/LM..... 5A at 250VAC
- Max. Allowable Current
BJH-D/L.....5A
BJH-DM/LM.....5A
- Max. Allowable Voltage
BJH-D/DM/L/LM.....AC250V
- Max. Allowable Power Force
BJH-D/DM/L/LM.....1250VA
- Contact Material..... Ag Alloy
- Contact Form.....SPST&SPDT

Performance (at Initial Value)

- Contact Resistance..... $\leq 50m\Omega$ at 6VDC/1A
- Operate Time.....8ms. Max
- Release Time..... 5ms. Max
- Dielectric Strength:
Between Coil & Contact.....4,000VAC at 50/60 Hz
for one minute
Between Contacts.....1,000VAC at 50/60 Hz
for one minute
- Surge Resistance.....10,000V (between Coil
& Contact 1.2x50 μ s)
- Insulation Resistance.....500 Mega Ω Min. at
500VDC

Main Feature

1. Small size (20x10x15.2in mm) produces a switching capacity up to 10A for high density P.C.Board mounting technique.
2. The contact form construction is 1a
3. The Surge Resistance of BJH series is 10,000V
4. Sealing Construction (Free from dust and solder flux):
BJH-SS: Plastic Sealed Type.
5. The selection of plastic insulation material is designed for high temperature and provides better chemical solution performance.

Application

Air Conditioning, Fridge, Washing Machine, etc Household Appliances

- Max. On/Off Switching:
Electrical.....30 Ops per minute
Mechanical.....300 Ops per minute
- Temperature Range..... - 30~85°C
- Humidity Range.....45~85% RH
- Coil Temperature Rise..... 35°C Maximum
- Vibration:
Endurance.....10 to 55 Hz dual
amplitude width 1.5mm
Error Operation.....10 to 55 Hz dual
amplitude width 1.5mm
- Shock:
Endurance..... 981m/s² Min
Error Operation..... 98.1m/s² Min
- Life Expectancy:
Electrical.....10⁵ Operations at
Rated Resistive
load
Mechanical.....10⁷ Operations at
No load condition
- Weight.....about 7g

Safety Standard & Its File Number

- UL.....application
- CQC.....CQC11002063401

Coil Specification (at 20 °C)

Coil Sensitivity	Nominal Voltage (VDC)	Nominal Current (mA)	Coil Resistance ($\Omega \pm 8\%$)	Power Consumption (W)	Pull-In Voltage (VDC)	Drop-Out Voltage (VDC)	Maximum Allowable Voltage (VDC)
BJH-L BJH-LM	3	66.7	45	Abt. 0.2	75% Maximum	10% Minimum	130%
	5	40	125				
	6	33.3	180				
	9	22.2	405				
	12	16.7	720				
	24	8.3	2880				
BJH-D BJH-DM	3	150	20	Abt. 0.4	75% Maximum	10% Minimum	130%
	5	89.2	56				
	6	75	80				
	9	50	180				
	12	37.5	320				
	24	18.8	1280				

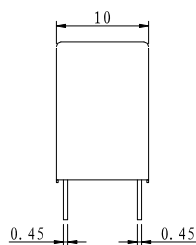
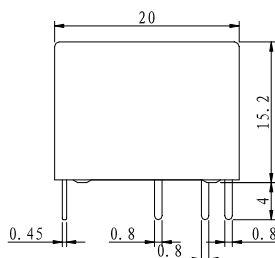
Ordering Information

BJH	-	SS	-	1	12	D	M		
								Contact Form: Nil: One form C M: One form A B: One form B	
								Coil Type: D: Standard DC Coil L: High Sensitivity DC Coil	
								Coil Voltage: 03: 3V, 05: 5V, 06: 6V, 09: 9V, 12: 12V, 24: 24V.	
								Number of Pole: 1: One Pole	
								Type of Sealing: SS: Plastic Sealed Type	
								Type: BJH	

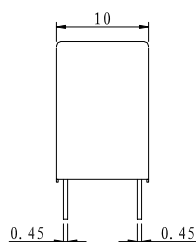
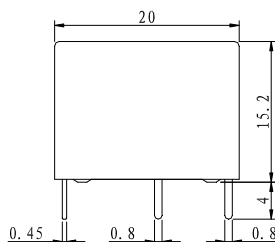
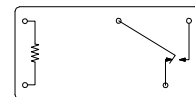
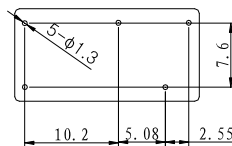
Classification

Model	BJH			
Coil Sensitivity	Standard DC Coil		High Sensitivity DC Coil	
	1A	1C	1A	1C
Flow Solder Type	BJH-SS-1□□DM	BJ-SS-1□□D	BJH-SS-1□□LM	BJ-SS-1□□L

Dimension



BJH-SS-1**D/L



BJH-SS-1**DM/LM

