

## Main Feature

1. Small size (15.5x12.1x13.8 in mm) produces a switching capacity up to 20A for high density P.C.Board mounting technique.
2. The contact form construction is 1a/1b/1c
3. The Surge Resistance of BDseries is 10,000V
4. Sealing Construction (Free from dust and solder flux):  
BD-SS: Flow Solder Type.
5. The selection of plastic insulation material is designed for high temperature and provides better chemical solution performance.

## Application

Air Conditioning, Fridge, Washing Machine, etc Household Appliances

## Contact Rating

- Nominal Load(Resistive Load Cos  $\phi$  =1)  
Contact Capacity  
BD- D/DM/DB.....5A at 250VAC  
7A at 125VAC  
20A at 14VDC
- Max. Allowable Current  
BD-D/DM/DB .....20A
- Max. Allowable Voltage  
BD-D/DM/DB.....AC250V DC14V
- Max. Allowable Power Force  
BD-D/DM/DB.....5,000VA 280W
- Contact Material..... Ag Alloy
- Contact Form.....SPDT&SPST

## Performance (at Initial Value)

- Contact Resistance..... $\leq 50m\Omega$  at 6VDC/1A
- Operate Time.....10ms. Max
- Release Time..... 5ms. Max
- Dielectric Strength:  
Between Coil & Contact.....1,000VAC at 50/60 Hz  
for one minute  
Between Contacts.....700VAC at 50/60 Hz  
for one minute
- Surge Resistance.....10,000V (between Coil  
& Contact 1.2x50  $\mu$ s)

- Insulation Resistance.....100 Mega  $\Omega$  Min. at  
500VDC
- Max. On/Off Switching:  
Electrical.....30 Ops per minute  
Mechanical.....300 Ops per minute
- Temperature Range..... - 40~85°C
- Humidity Range.....45~85% RH
- Coil Temperature Rise..... 35°C Maximum
- Vibration:  
Endurance.....10 to 55 Hz dual  
amplitude width 1.5mm  
Error Operation.....10 to 55 Hz dual  
amplitude width 1.5mm
- Shock:  
Endurance..... 981m/s<sup>2</sup> Min  
Error Operation..... 98.1m/s<sup>2</sup> Min
- Life Expectancy:  
Electrical.....10<sup>5</sup> Operations at  
Rated Resistive  
load  
Mechanical.....10<sup>7</sup> Operations at  
No load condition
- Weight.....about 6g

## Safety Standard & Its File Number

申请中

## Coil Specification (at 20 °C)

Coil Sensitivity	Nominal Voltage (VDC)	Nominal Current (mA)	Coil Resistance ( $\Omega \pm 8\%$ )	Power Consumption (W)	Pull-In Voltage (VDC)	Drop-Out Voltage (VDC)	Maximum Allowable Voltage (VDC)
BD-D/DM/DB	3	200	15	Abt. 0.6	75% Maximum	10% Minimum	130%
	5	119	42				
	6	100	60				
	9	66.7	135				
	12	50	240				
	24	25	960				
	48	12.5	3840				

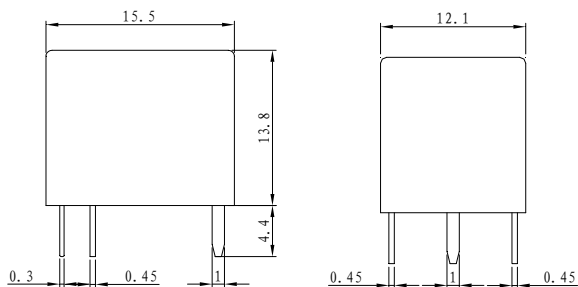
## Ordering Information

BD	-	SS	-	1	12	D	M		
								<b>Contact Form:</b>	<b>Nil:</b> One form C <b>M:</b> One form A <b>B:</b> One form B
								<b>Coil Type:</b>	<b>D:</b> Standard DC Coil
								<b>Coil Voltage:</b>	<b>03:</b> 3V, <b>05:</b> 5V, <b>06:</b> 6V, <b>09:</b> 9V, <b>12:</b> 12V, <b>24:</b> 24V, <b>48:</b> 48V,
								<b>Number of Pole:</b>	<b>1:</b> One Pole
								<b>Type of Sealing:</b>	<b>SS:</b> How Solder Type
								<b>Type:</b>	<b>BD</b>

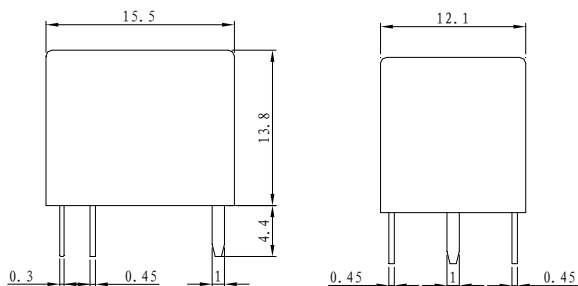
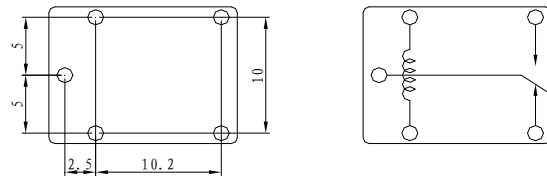
## Classification

Model	BD		
Coil Sensitivity	Standard DC Coil		
	1A	1B	1C
Flow Solder Type	BD-SS-1□□DM	BD-SS-1□□DB	BD-SS-1□□D

## Dimension



BD-SS-1XXD



BD-SS-1XXDM

